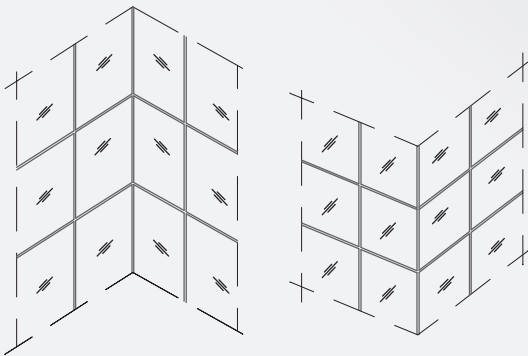
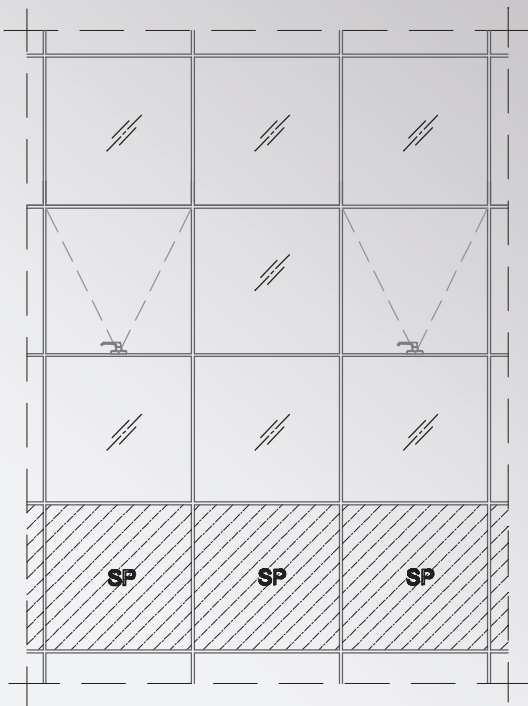



CURTAIN WALL 50mm

- Features Glass - 6mm to 32mm
- Alloys - 6063 / 6060/ 6061 / 6082
- The System consists of 50mm width
- The System can provide the possibility of large glass panels.
- The System can be used for Two way, Four way & Conventional.
- Casements are Italian Openings.
- EPDM Gasket
- Finishes:
Powder Coates
Anodizing
According to Shades available in Gulf Extrusions



CW 50 is a unique curtain wall structure that combines multi-structural grid to create various aspects, starting by the conventional curtain wall system passing through the two way horizontal capping curtain wall systems to the four way structural curtain wall systems. CW 50 has proven to be a curtain wall solution perfectly tailored to the Middle East market requirement.

FEATURES:

The CW 50 system consists of 50mm width structure components allowing several external appearances. It is fast to manufacture and to install. With the wide range of profile selection, the system can provide the possibility of large glass panels, maintaining the stiffness and rigidity of the curtain wall structure. Mullions can be reinforced by Aluminium or Steel tubes to enhance the free span area, making it possible to be used in high structures. In CW 50 system, Casements are Italian openings with selected stay arms to ensure the tightness and stability of the opening.

CW 50 uses the same structures for multifunctional applications:

- Conventional application is obtained by applying horizontal and vertical caps, clipped to horizontal and vertical pressure plates screwed to the structure holding the glass panels. Two EPDM gaskets, one to the inside fixed on the structure, the second to the outside fixed on the pressure plate; provide the grip on the glass panels. Glass thickness ranges between 6mm – 32mm
- Two way or horizontal capping application is obtained by applying horizontal caps only, clipped to a horizontal pressure plate screwed to the structure and holding the glass panels. Two EPDM gaskets applied horizontally one to the inside fixed to the structure; the second to the outside fixed to the pressure plate provide the grip on the glass panels. Vertically only a vertical sealant is applied between the glass panels for aesthetic and water tightness Glass thickness ranges between 6mm – 32mm
- Four way structural aspects is a curtain wall aspect which conceals that conceals the aluminium structure from the outside making it completely invisible. Concealed openings are designed in order to keep the external appearance of the structure uniform even in the presence of the opening. The four way structural applications is obtained by fixing a glass toggle to the glass holding the panel by a specially designed aluminium spacer, well sealed by a structural sealant to ensure the rigidity of panel. The space between glass panels is sealed by a neutral sealant for aesthetic and water tightness purposes; this application is the most common application in the MENA region. Glass thickness is of 32 mm if panel is composed of Xmm inside- 20 mm airspace-8 mm outside the glass thickness can vary if we change the outer glass thickness uniformly on the façade.